



***The Initial Financial Indicators***  
***(Premiums & Paid Claims)***  
***Of the 1st Quarter of 2020 of***  
***Jordan Insurance Market***

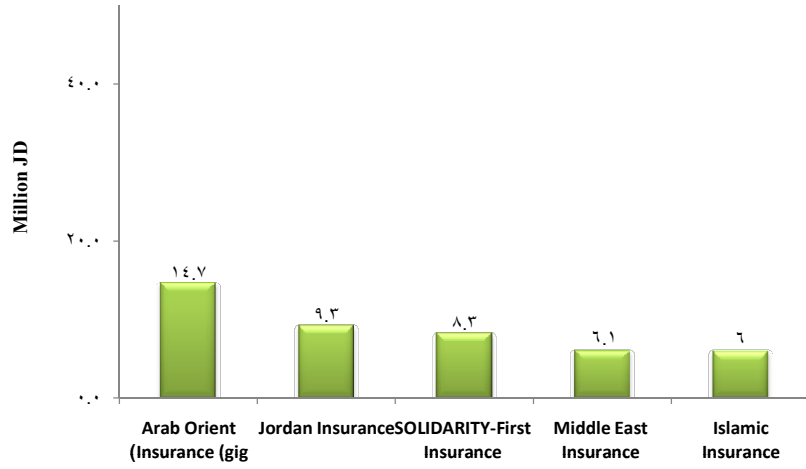
***Prepared by***

***Research & Training Department***

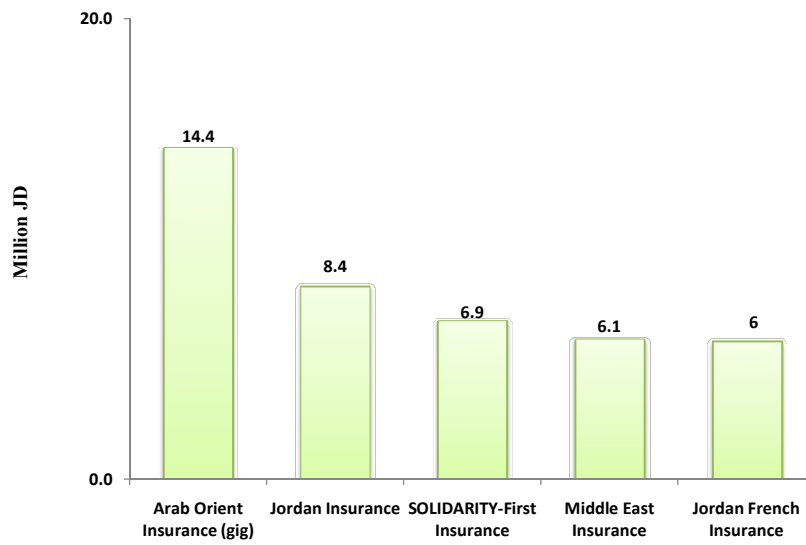
***June 2020***

**The share % of the top five companies in underwritten premiums and paid claims as in 31/3/2020**

**The top five companies' share of underwritten premiums as in 31/3/2020**



**The top five companies' share of paid claims as in 31/3/2020**



**Insurance Operations For the 1st Quarter of 2020**  
**Total Premiums & Paid Claims (Initial)\***  
**As in 31/3/2020 Compared with 31/3/2019**  
**For (24) Insurance Companies (JD)**

**Underwritten Premiums**

Branch / Year	31/03/2020			
	Year	Change%	Branch Share of Total Premiums	Year
	2020	2019		2019
Marine Insurance**	4,497,280	-4.9%	2.6%	4,730,158
Fire Insurance	20,297,710	4.3%	11.5%	19,462,118
Motor Insurance	48,025,251	-12.3%	27.2%	54,782,451
Compulsory (TPL)	33,660,285	-12.1%	19.1%	38,278,432
Comprehensive	14,364,966	-13.0%	8.1%	16,504,019
Credit Insurance	154,361	-31.7%	0.1%	225,979
General Accident Insurance***	4,987,504	-15.0%	2.8%	5,869,104
Medical Insurance	72,052,770	4.9%	40.9%	68,701,706
<b>Total General Insurances</b>	<b>150,014,876</b>	<b>-2.4%</b>	<b>85.1%</b>	<b>153,771,516</b>
Life Assurance	26,255,223	5.4%	14.9%	24,903,638
<b>Total</b>	<b>176,270,099</b>	<b>-1.3%</b>	<b>100%</b>	<b>178,675,154</b>

**Paid Claims**

Branch / Year	31/03/2020			
	Year	Change%	Branch Share of Total Paid Claims	Year
	2020	2019		2019
Marine Insurance*	654,968	-76.3%	0.6%	2,768,026
Fire Insurance	6,368,083	30.1%	5.9%	4,895,428
Motor Insurance	51,347,364	-14.4%	47.5%	59,982,362
Compulsory (TPL)	37,456,851	-13.7%	34.7%	43,393,649
Comprehensive	13,890,513	-16.3%	12.8%	16,588,713
Credit Insurance	261,630	-34.8%	0.2%	401,081
General Accident Insurance**	400,906	3.0%	0.4%	389,169
Medical Insurance	41,477,097	1.8%	38.4%	40,754,966
<b>Total General Insurances</b>	<b>100,510,048</b>	<b>-8.0%</b>	<b>93.0%</b>	<b>109,191,032</b>
Life Assurance	7,588,483	-12%	7.0%	8,622,729
<b>Total</b>	<b>108,098,531</b>	<b>-8.2%</b>	<b>100%</b>	<b>117,813,761</b>

\* The source of these figures is the initial monthly tables of production and paid claims as on 31/3/2020.

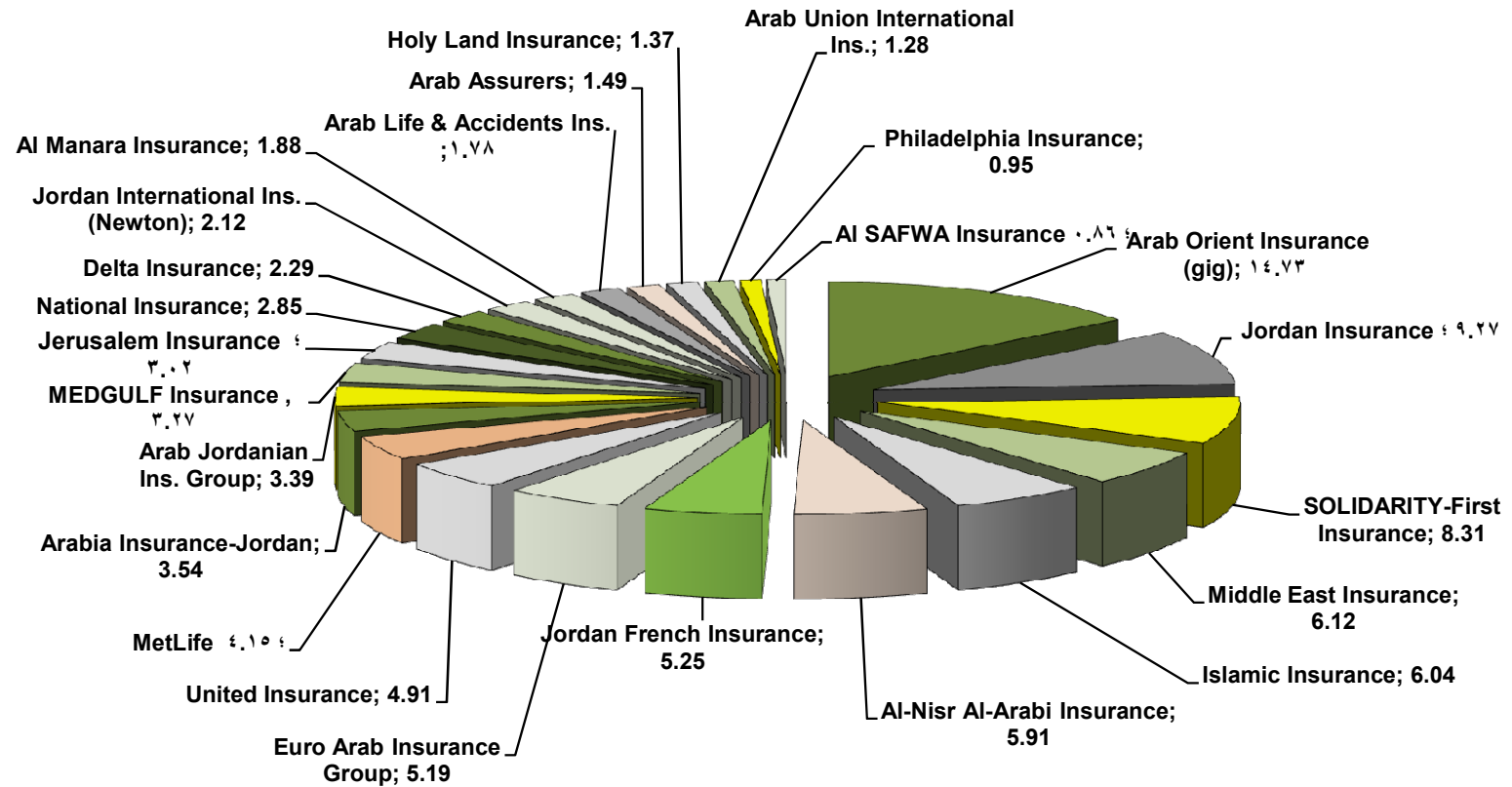
\*\* Marine insurance premiums in the 1st Quarter of 2020 include Aviation insurance with an amount of JD (93,730) and 4 insurance Companies practice this type of insurance.

\*\*\*General Accident insurances premiums in the 1st Quarter of 2020 include Liability insurance with an amount of JD (2,255,640) & Other insurances premiums.

\* Insurance Companies have not paid aviation claims in the 1st Quarter of 2020.

\*\* General Accident insurances paid claims in the 1st Quarter of 2020 include Liability insurance with an amount of JD (184,048) & Other insurances paid claims.

## Companies Share % in Premiums for the 1st Quarter in 2020



## Underwritten Premiums for 24 Insurance Companies (Initial) as in 31/3/2020 compared with 31/3/2019

### Companies Share of All Classes for the 1st Quarter of 2020 (JD)

Tbl. 1-2

No.	Companies	Marine		Aviation		Marine + Aviation		Fire& Other Property Damages		Liability		Other Branches		Credit Insurance		Motor			
																(Compulsory(Third Party Liability Insurance		Comprehensive (Own Damages)	
		31/3/2020	31/3/2019	31/3/2020	31/3/2019	31/3/2020	31/3/2019	31/3/2020	31/3/2019	31/3/2020	31/3/2019	31/3/2020	31/3/2019	31/3/2020	31/3/2019	31/3/2020	31/3/2019	31/3/2020	31/3/2019
1	Jordan Insurance	350,615	360,506			350,615	360,506	4,324,434	4,355,703	183,433	144,022	31,304	19,759			1,533,501	1,842,253	2,078,514	2,295,097
2	Middle East Insurance	1,207,763	1,129,291	75,400	51,883	1,283,163	1,181,174	2,781,106	2,706,767	239,854	351,188	16,904	19,089			1,563,115	1,789,473	1,027,620	1,165,671
3	National Insurance	148,894	193,809			148,894	193,809	1,385,770	698,724	22,005	13,678					1,435,640	1,752,106	562,497	756,364
4	United Insurance	83,985	95,675			83,985	95,675	841,178	853,440	91,044	191,577	12,004	32,456			1,531,489	1,886,151	546,062	667,773
5	Al Manara Insurance	18,825	14,977			18,825	14,977	618,142	689,511	372,437	133,386	26,773	27,996			1,454,721	1,474,060	469,396	301,789
6	Arabia Insurance-Jordan	95,358	91,387			95,358	91,387	1,016,354	537,311	82,098	78,130	69,534	87,398	47,937	75,379	1,668,245	1,969,228	797,603	926,707
7	Jerusalem Insurance	261,361	199,781			261,361	199,781	706,143	529,921	97,333	99,167	2,820	22,353			1,451,352	1,905,867	860,243	1,040,433
8	Al-Nisr Al-Arabi Insurance	80,573	78,526			80,573	78,526	617,757	1,060,820	352,396	174,561	30,218	56,395						
9	Jordan French Insurance	519,773	335,435	-101,554	340,970	418,219	676,405	512,457	534,751	7,826	29,991	1,323	47,122	87,237	123,839	1,009,634	1,485,637	586,408	655,488
10	Arab Union International Ins.	6,645	4,213			6,645	4,213	20,009	11,896	6,617	644	29,349	44,079			1,371,011	1,618,065	540,513	199,027
11	Delta Insurance	171,702	156,558			171,702	156,558	651,671	1,046,047	55,664	88,062	-211,450	23,399	14,484	22,861	1,856,009	1,681,329	628,458	696,122
12	AlSAFWA Insurance	171	839			171	839	35,066	31,908	3,203	968	5,578	2,553			1,087,263	1,323,152	306,415	402,823
13	Holy Land Insurance	4,389	1,343			4,389	1,343	39,080	68,630	8,418	2,330					2,171,246	2,538,045	192,933	125,603
14	Arab Life & Accidents Ins.	41,730	42,724			41,730	42,724	188,519	364,031	33,610	49,753	17,609	21,947			1,551,666	2,024,597	726,807	966,188
15	Philadelphia Insurance	5,048	1,545			5,048	1,545	9,867	26,372	885	1,890	1,458	903			1,363,487	1,284,812	91,572	212,931
16						0	0					588,337	510,085						
17	Jordan International Ins. (Newton)	192,599	342,103	145,998		338,597	342,103	37,225	590,918	28,796	94,358								
18	Euro Arab Insurance Group	149,918	96,796			149,918	96,796	406,897	399,954	161,663	241,838	79,782	32,953			2,108,354	2,140,349	858,906	985,658
19	Islamic Insurance	137,388	148,569			137,388	148,569	647,887	678,335			591,558	537,862			1,374,570	1,651,824	362,530	436,750
20	Arab Assurers	9,693	17,072			9,693	17,072	170,079	191,979	9,969	10,248	12,581	19,648	4,703	3,900	1,711,213	1,901,681	307,067	431,229
21	Arab Jordanian Ins. Group	96,654	78,830			96,654	78,830	802,838	840,930			137,034	136,699			1,685,622	2,031,993	684,949	789,679
22	Arab Orient Insurance (gig)	471,287	448,431		25,221	471,287	473,652	1,968,055	1,406,574	250,923	320,972	1,079,303	1,722,196			1,753,367	2,126,434	1,197,224	1,537,005
23	MEDGULF Insurance	127,621	142,725			127,621	142,725	511,688	458,263	47,360	48,889	15,110	14,632			1,397,762	1,801,597	504,558	862,281
24	SOLIDARITY-First Insurance	221,558	330,949	-26,114		195,444	330,949	2,005,488	1,379,333	200,106	144,420	194,735	269,508			2,581,018	2,049,779	1,034,691	1,049,401
	<b>Total</b>	<b>4,403,550</b>	<b>4,312,084</b>	<b>93,730</b>	<b>418,074</b>	<b>4,497,280</b>	<b>4,730,158</b>	<b>20,297,710</b>	<b>19,462,118</b>	<b>2,255,640</b>	<b>2,220,072</b>	<b>2,731,864</b>	<b>3,649,032</b>	<b>154,361</b>	<b>225,979</b>	<b>33,660,285</b>	<b>38,278,432</b>	<b>14,364,966</b>	<b>16,504,019</b>

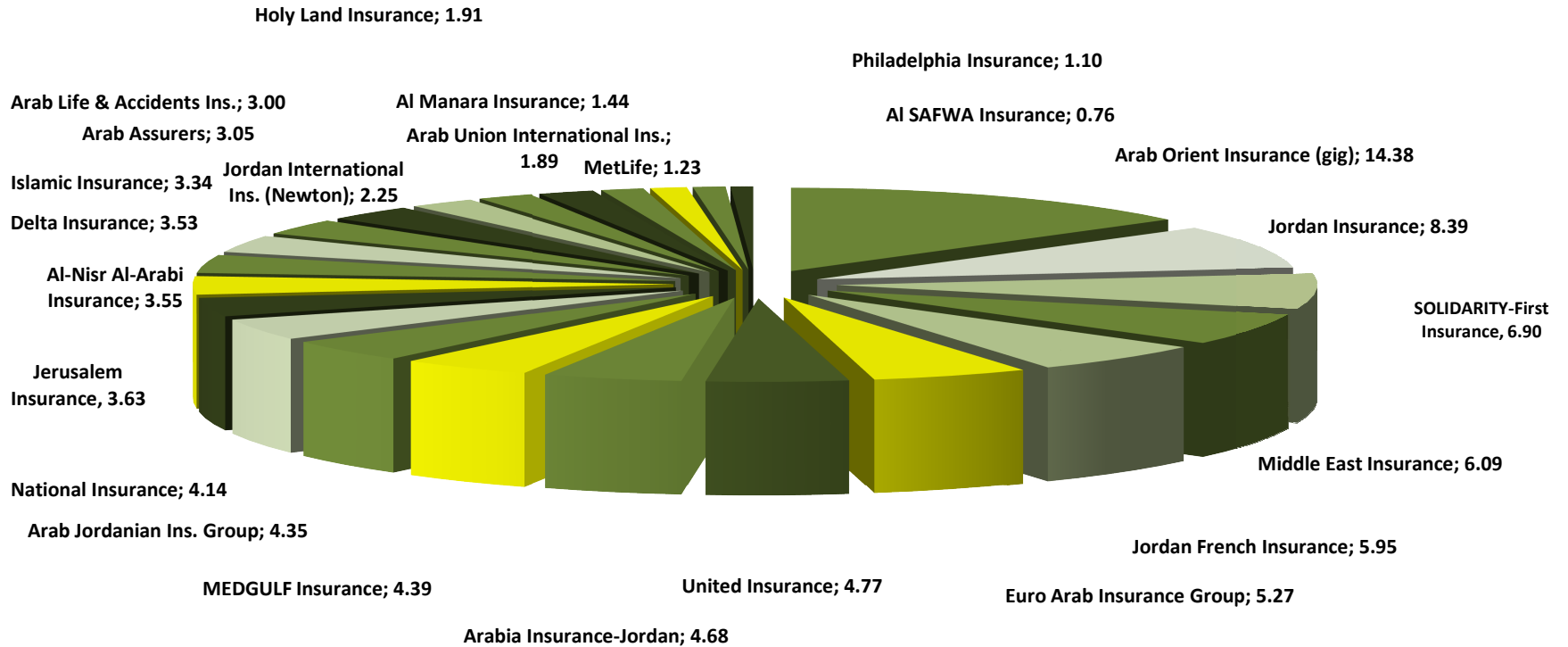
\* The source of these figures is the initial monthly tables of production and paid claims as in March,2020.

**Underwritten Premiums for 24 Insurance Companies (Initial) as in 31/3/2020 compared with 31/3/2019**  
**Companies Share of All Classes for the 1st Quarter of 2020 (JD)**

Tbl. 2-2

No.	Companies	Total Motor		Medical	Non Life Insurances		Life		Gross Underwritten Premiums		Market's Share %			
		Compulsory (Third Party Liability Ins.) & Comprehensive (Own Damages)			31/3/2020	31/3/2019	31/3/2020	31/3/2019	31/3/2020	31/3/2019	31/3/2020	31/3/2019	31/3/2020	31/3/2019
		31/3/2020	31/3/2019											
1	Jordan Insurance	3,612,015	4,137,350	2,743,567	2,879,524	11,245,368	11,896,864	5,095,214	5,095,778	16,340,582	16,992,642	9.27	9.51	
2	Middle East Insurance	2,590,735	2,955,144	2,352,652	2,580,921	9,264,414	9,794,283	1,518,052	1,380,698	10,782,466	11,174,981	6.12	6.25	
3	National Insurance	1,998,137	2,508,470	1,347,970	996,290	4,902,776	4,410,971	127,771	137,132	5,030,547	4,548,103	2.85	2.55	
4	United Insurance	2,077,551	2,553,924	5,436,652	6,226,325	8,542,414	9,953,397	119,437	208,112	8,661,851	10,161,509	4.91	5.69	
5	Al Manara Insurance	1,924,117	1,775,849	354,203	137,417	3,314,497	2,779,136			3,314,497	2,779,136	1.88	1.56	
6	Arabia Insurance-Jordan	2,465,848	2,895,935	1,714,202	1,445,932	5,491,331	5,211,472	752,177	606,433	6,243,508	5,817,905	3.54	3.26	
7	Jerusalem Insurance	2,311,595	2,946,300	1,816,921	1,959,146	5,196,173	5,756,668	128,051	239,921	5,324,224	5,996,589	3.02	3.36	
8	Al-Nisr Al-Arabi Insurance	0	0	4,001,088	3,786,659	5,082,032	5,156,961	5,343,524	5,240,871	10,425,556	10,397,832	5.91	5.82	
9	Jordan French Insurance	1,596,042	2,141,125	6,317,875	2,708,512	8,940,979	6,261,745	312,213	474,256	9,253,192	6,736,001	5.25	3.77	
10	Arab Union International Ins.	1,911,524	1,817,092	286,906	139,846	2,261,050	2,017,770			2,261,050	2,017,770	1.28	1.13	
11	Delta Insurance	2,484,467	2,377,451	694,095	554,329	3,860,633	4,268,707	177,997	147,327	4,038,630	4,416,034	2.29	2.47	
12	AlSAFWA Insurance	1,393,678	1,725,975	81,912	2,460	1,519,608	1,764,703			1,519,608	1,764,703	0.86	0.99	
13	Holy Land Insurance	2,364,179	2,663,648			2,416,066	2,735,951			2,416,066	2,735,951	1.37	1.53	
14	Arab Life & Accidents Ins.	2,278,473	2,990,785	518,439	506,297	3,078,380	3,975,537	60,398	281,275	3,138,778	4,256,812	1.78	2.38	
15	Philadelphia Insurance	1,455,059	1,497,743	207,472	241,630	1,679,789	1,770,083			1,679,789	1,770,083	0.95	0.99	
16	MetLife	0	0	1,474,187	1,242,181	2,062,524	1,752,266	5,251,971	4,245,487	7,314,495	5,997,753	4.15	3.36	
17	Jordan International Ins. (Newton)	0	0	3,194,586	3,602,991	3,599,204	4,630,370	140,550	265,949	3,739,754	4,896,319	2.12	2.74	
18	Euro Arab Insurance Group	2,967,260	3,126,007	4,840,799	5,291,046	8,606,319	9,188,594	540,690	542,599	9,147,009	9,731,193	5.19	5.45	
19	Islamic Insurance	1,737,100	2,088,574	2,484,542	2,463,076	5,598,475	5,916,416	5,056,860	4,944,133	10,655,335	10,860,549	6.04	6.08	
20	Arab Assurers	2,018,280	2,332,910	395,910	304,486	2,621,215	2,880,243			2,621,215	2,880,243	1.49	1.61	
21	Arab Jordanian Ins. Group	2,370,571	2,821,672	2,412,207	1,577,559	5,819,304	5,455,690	162,225	36,498	5,981,529	5,492,188	3.39	3.07	
22	Arab Orient Insurance (gig)	2,950,591	3,663,439	19,245,528	21,572,274	25,965,687	29,159,107			25,965,687	29,159,107	14.73	16.32	
23	MEDGULF Insurance	1,902,320	2,663,878	3,156,094	2,008,724	5,760,193	5,337,111			5,760,193	5,337,111	3.27	2.99	
24	SOLIDARITY-First Insurance	3,615,709	3,099,180	6,974,963	6,474,081	13,186,445	11,697,471	1,468,093	1,084,169	14,654,538	12,781,640	8.31	7.15	
	<b>Total</b>	<b>48,025,251</b>	<b>54,782,451</b>	<b>72,052,770</b>	<b>68,701,706</b>	<b>150,014,876</b>	<b>153,771,516</b>	<b>26,255,223</b>	<b>24,930,638</b>	<b>176,270,099</b>	<b>178,702,154</b>	<b>100</b>	<b>100</b>	

## Companies Share % in Paid Claims for the 1st Quarter in 2020



**Paid Up Claims for 24 Insurance Companies (Initial) as in 31/3/2020 compared with 31/3/2019  
Companies Share of All Classes for the 1st Quarter of 2020 (JD)**

Tbl. 1-2

No.	Companies	Marine		Aviation		Marine + Aviation		Fire& Other Property Damages		Liability		Other Branches		Credit Insurance		Motor				
																(Compulsory (Third Party Liability Insurance		Comprehensive (Own Damages)		
		31/3/2020	31/3/2019	31/3/2020	31/3/2019	31/3/2020	31/3/2019	31/3/2020	31/3/2019	31/3/2020	31/3/2019	31/3/2020	31/3/2019	31/3/2020	31/3/2019	31/3/2020	31/3/2019	31/3/2020	31/3/2019	
1	Jordan Insurance	30,528	128,755			30,528	128,755	268,081	478,209	28,586	40,202	20,719					2,212,962	2,389,592	1,122,681	1,322,791
2	Middle East Insurance	13,411	1,839,405			13,411	1,839,405	2,056,215	295,294	4,224	5,900	8,541	14,891				1,855,933	2,205,676	1,011,367	1,711,843
3	National Insurance	75,025	59,080			75,025	59,080	195,011	401,933	7,534							2,156,396	2,057,685	557,213	1,189,542
4	United Insurance	4,432	17,559			4,432	17,559	264,430	705,161	2,486		899	2,889				1,951,526	2,123,802	399,756	672,118
5	Al Manara Insurance		7,345			0	7,345	113,966	281,877			266	183				824,141	1,111,217	252,241	369,396
6	Arabia Insurance-Jordan	29,272	177,926			29,272	177,926	530,090	102,975	2,088	2,433	6,187	22,207	47,165	68,818		2,342,800	2,282,528	916,072	1,053,118
7	Jerusalem Insurance	15,630	158,556			15,630	158,556	31,714	383,620	1,554	11,395	6,091	9,286				2,057,906	2,579,346	666,670	765,589
8	Al-Nisr Al-Arabi Insurance	1,333	1,369			1,333	1,369	153,024	20,165	11,889	1,610	4,830	10,646				50	5,418	0	0
9	Jordan French Insurance	17,360	9,537			17,360	9,537	82,004	162,608	80		13,238	37,367	94,070	114,478		1,771,032	2,283,185	567,423	776,714
10	Arab Union International Ins.	856				856	0					9,496	2,694				1,464,081	1,775,739	464,601	239,043
11	Delta Insurance	4,745	29,103			4,745	29,103	181,286	122,567	103,439	8,799	2,203	2,510	85,855	184,322		1,988,725	2,152,169	752,091	394,021
12	Al SAFWA Insurance	15,290				15,290	0	105		423	258						307,511	413,620	457,055	495,137
13	Holy Land Insurance					0	0	181,709	13,252								1,678,485	2,620,178	201,131	321,045
14	Arab Life & Accidents Ins.	6,578	206			6,578	206	10,069	207,213		1,500	781	12,408				1,961,987	1,758,872	721,983	864,647
15	Philadelphia Insurance					0	0	77,128	11,188			1,293					922,039	1,939,180	5,526	31,929
16	MetLife					0	0					1,843	14,871							
17	Jordan International Ins.	9,870	111,845			9,870	111,845	233,979	135,912	2,950	1,310						48,045	16,357	8,196	25,648
18	Euro Arab Insurance Group	95,406	137,504			95,406	137,504	197,456	185,622		525	14,534	6,056				1,685,390	2,212,679	757,112	885,663
19	Islamic Insurance	3,201	36,878			3,201	36,878	41,434	440,933			13,464	21,499				1,726,372	2,173,973	331,988	403,544
20	Arab Assurers	121,384	14,667			121,384	14,667	274,746	4,604				2,200	34,540	33,463		1,974,623	2,088,670	610,581	1,057,750
21	Arab Jordanian Ins. Group	65,767	10,528			65,767	10,528	78,776	72,353			32,459	23,841				2,221,540	2,088,996	808,158	701,231
22	Arab Orient Insurance (gig)	97,105	1,812			97,105	1,812	1,175,362	287,126	13,678	13,318	57,263	82,130				2,345,854	2,961,604	1,732,685	1,714,428
23	MEDGULF Insurance	16,457	6,144			16,457	6,144	186,963	16,515		4,000	1,249	1,233				2,068,613	1,744,092	504,558	635,307
24	SOLIDARITY-First Insurance	31,318	19,807			31,318	19,807	34,535	566,301	5,117	2,949	21,502	28,059				1,890,840	2,409,071	1,041,425	958,209
	<b>Total</b>	<b>654,968</b>	<b>2,768,026</b>	<b>0</b>	<b>0</b>	<b>654,968</b>	<b>2,768,026</b>	<b>6,368,083</b>	<b>4,895,428</b>	<b>184,048</b>	<b>94,199</b>	<b>216,858</b>	<b>294,970</b>	<b>261,630</b>	<b>401,081</b>		<b>37,456,851</b>	<b>43,393,649</b>	<b>13,890,513</b>	<b>16,588,713</b>

\* The source of these figures is the initial monthly tables of production and paid claims as in March,2020.



**Paid Up Claims for 24 Insurance Companies (Initial) as in 31/3/2020 compared with 31/3/2019  
Companies Share of All Classes for the 1st Quarter of 2020 (JD)**

Tbl. 2-2

No.	Companies	Total Motor								Gross Paid Up Claims		Market's Share %	
		Compulsory (Third Party Liability Ins.) & Comprehensive (Own Damages)		Medical		Non Life Insurances		Life					
		31/3/2020	31/3/2019	31/3/2020	31/3/2019	31/3/2020	31/3/2019	31/3/2020	31/3/2019	31/3/2020	31/3/2019	31/3/2020	31/3/2019
1	Jordan Insurance	3,335,643	3,712,383	1,608,253	1,703,449	5,291,810	6,062,998	3,782,553	4,490,248	9,074,363	10,553,246	8.39	8.96
2	Middle East Insurance	2,867,300	3,917,519	1,220,916	1,211,104	6,170,607	7,284,113	411,495	491,530	6,582,102	7,775,643	6.09	6.60
3	National Insurance	2,713,609	3,247,227	1,440,351	1,414,137	4,431,530	5,122,377	41,745	39,898	4,473,275	5,162,275	4.14	4.38
4	United Insurance	2,351,282	2,795,920	2,446,316	2,390,381	5,069,845	5,911,910	85,848	215,423	5,155,693	6,127,333	4.77	5.20
5	Al Manara Insurance	1,076,382	1,480,613	371,053	254,432	1,561,667	2,024,450			1,561,667	2,024,450	1.44	1.72
6	Arabia Insurance-Jordan	3,258,872	3,335,646	600,177	989,981	4,473,851	4,699,986	587,605	474,424	5,061,456	5,174,410	4.68	4.39
7	Jerusalem Insurance	2,724,576	3,344,935	1,129,376	763,637	3,908,941	4,671,429	16,530	201,145	3,925,471	4,872,574	3.63	4.14
8	Al-Nisr Al-Arabi Insurance	50	5,418	3,296,304	4,890,261	3,467,430	4,929,469	368,905	653,829	3,836,335	5,583,298	3.55	4.74
9	Jordan French Insurance	2,338,455	3,059,899	3,605,867	2,542,197	6,151,074	5,926,086	278,681	384,789	6,429,755	6,310,875	5.95	5.36
10	Arab Union International Ins.	1,928,682	2,014,782	102,466	82,557	2,041,500	2,100,033			2,041,500	2,100,033	1.89	1.78
11	Delta Insurance	2,740,816	2,546,190	692,826	417,002	3,811,170	3,310,493	4,486	317	3,815,656	3,310,810	3.53	2.81
12	Al SAFWA Insurance	764,566	908,757	41,618	108,607	822,002	1,017,622			822,002	1,017,622	0.76	0.86
13	Holy Land Insurance	1,879,616	2,941,223			2,061,325	2,954,475			2,061,325	2,954,475	1.91	2.51
14	Arab Life & Accidents Ins.	2,683,970	2,623,519	486,476	339,113	3,187,874	3,183,959	54,437	225,108	3,242,311	3,409,067	3.00	2.89
15	Philadelphia Insurance	927,565	1,971,109	185,249	143,355	1,191,235	2,125,652			1,191,235	2,125,652	1.10	1.80
16	MetLife	0	0	778,310	848,201	780,153	863,072	549,872	157,005	1,330,025	1,020,077	1.23	0.87
17	Jordan International Ins. (Newton)	56,241	42,005	2,114,264	2,369,432	2,417,304	2,660,504	15,782	188,981	2,433,086	2,849,485	2.25	2.42
18	Euro Arab Insurance Group	2,442,502	3,098,342	2,720,530	2,605,787	5,470,428	6,033,836	226,880	357,235	5,697,308	6,391,071	5.27	5.42
19	Islamic Insurance	2,058,360	2,577,517	1,053,046	1,437,382	3,169,505	4,514,209	443,261	522,793	3,612,766	5,037,002	3.34	4.28
20	Arab Assurers	2,585,204	3,146,420	281,325	379,746	3,297,199	3,581,100			3,297,199	3,581,100	3.05	3.04
21	Arab Jordanian Ins. Group	3,029,698	2,790,227	1,458,183	111,920	4,664,883	3,008,869	41,081	3	4,705,964	3,008,872	4.35	2.55
22	Arab Orient Insurance (gig)	4,078,539	4,676,032	10,122,932	10,986,460	15,544,879	16,046,878			15,544,879	16,046,878	14.38	13.62
23	MEDGULF Insurance	2,573,171	2,379,399	1,965,123	1,332,652	4,742,963	3,739,943			4,742,963	3,739,943	4.39	3.17
24	SOLIDARITY-First Insurance	2,932,265	3,367,280	3,756,136	3,433,173	6,780,873	7,417,569	679,322	220,001	7,460,195	7,637,570	6.90	6.48
	<b>Total</b>	<b>51,347,364</b>	<b>59,982,362</b>	<b>41,477,097</b>	<b>40,754,966</b>	<b>100,510,048</b>	<b>109,191,032</b>	<b>7,588,483</b>	<b>8,622,729</b>	<b>108,098,531</b>	<b>117,813,761</b>	<b>100</b>	<b>100</b>

## Motor Underwritten Premiums for 21 Insurance Companies for the 1st Quarter of 2020 \*

### As in 31/3/2020 Compared with 31/3/2019 (JD)

NO.	Companies	Compulsory T.P.L./Jordanian Vehicles**		Compulsory T.P.L from Comprehensive		Total Jordanian Vehicles		Compulsory T.P.L Foreign Vehicles		Total Compulsory/T.P.L		Comprehensive (Own Damages)		Total Motors	
		31/3/2020	31/3/2019	31/3/2020	31/3/2019	31/3/2020	31/3/2019	31/3/2020	31/3/2019	31/3/2020	31/3/2019	31/3/2020	31/3/2019	31/3/2020	31/3/2019
1	Jordan Insurance	1,051,012	1,335,613	349,328	391,929	1,400,340	1,727,542	133,161	114,712	1,533,501	1,842,254	2,078,514	2,295,097	3,612,015	4,137,351
2	Middle East Insurance	1,096,320	1,369,956	329,638	295,379	1,425,958	1,665,335	137,157	124,138	1,563,115	1,789,473	1,027,620	1,165,671	2,590,735	2,955,144
3	National Insurance	1,084,617	1,388,153	220,472	253,693	1,305,089	1,641,846	130,551	110,260	1,435,640	1,752,106	562,497	756,364	1,998,137	2,508,470
4	United Insurance	1,087,714	1,384,386	209,912	257,518	1,297,626	1,641,904	233,864	244,247	1,531,490	1,886,151	546,062	667,773	2,077,552	2,553,924
5	AL Manara Insurance	1,115,414	1,171,188	224,154	209,588	1,339,568	1,380,776	115,154	93,284	1,454,722	1,474,060	469,396	301,789	1,924,118	1,775,849
6	Arabia Insurance-Jordan	1,110,133	1,391,965	294,646	340,367	1,404,779	1,732,332	263,466	236,896	1,668,245	1,969,228	797,603	926,707	2,465,848	2,895,935
7	Jerusalem Insurance	1,034,491	1,387,583	313,507	402,357	1,347,998	1,789,940	103,354	115,927	1,451,352	1,905,867	860,243	1,040,433	2,311,595	2,946,300
8	AL-Nisr Al-Arabi Insurance ***					0	0			0	0			0	0
9	Jordan French Insurance	852,233	1,214,218	126,397	151,768	978,630	1,365,986	31,004	119,651	1,009,634	1,485,637	586,408	655,488	1,596,042	2,141,125
10	Arab Union International Ins.	1,073,533	1,373,129	168,098	130,504	1,241,631	1,503,633	129,380	114,432	1,371,011	1,618,065	540,513	199,027	1,911,524	1,817,092
11	Delta Insurance	1,343,355	1,228,367	204,922	229,495	1,548,277	1,457,862	307,732	223,467	1,856,009	1,681,329	628,458	696,122	2,484,467	2,377,451
12	Al SAFWA Insurance	884,365	1,132,294	87,892	94,278	972,257	1,226,572	115,005	96,580	1,087,262	1,323,152	306,415	402,823	1,393,677	1,725,975
13	Holy Land Insurance	1,070,989	1,222,687	972,126	1,217,081	2,043,115	2,439,768	128,131	98,277	2,171,246	2,538,045	192,933	125,603	2,364,179	2,663,648
14	Arab Life & Accidents Ins.	1,058,296	1,383,832	275,173	449,688	1,333,469	1,833,520	218,197	191,077	1,551,666	2,024,597	726,807	966,188	2,278,473	2,990,785
15	Philadelphia Insurance	1,081,056	1,051,335	38,417	70,629	1,119,473	1,121,964	244,014	162,847	1,363,487	1,284,811	91,571	212,931	1,455,058	1,497,742
16	Jordan International Ins. (Newton) ***					0	0			0	0			0	0
17	Euro Arab Insurance Group	1,295,916	1,481,291	452,110	418,234	1,748,026	1,899,525	360,329	240,824	2,108,355	2,140,349	858,906	985,658	2,967,261	3,126,007
18	Islamic Insurance	1,028,614	1,284,352	212,553	242,813	1,241,167	1,527,165	133,403	124,659	1,374,570	1,651,824	362,530	436,750	1,737,100	2,088,574
19	Arab Assurers	1,218,120	1,395,681	351,620	413,212	1,569,740	1,808,893	141,474	92,787	1,711,214	1,901,680	307,067	431,229	2,018,281	2,332,909
20	Arab Jordanian Ins. Group	1,051,663	1,370,435	541,720	546,942	1,593,383	1,917,377	92,240	114,616	1,685,623	2,031,993	684,949	789,679	2,370,572	2,821,672
21	Arab Orient Insurance gig	1,172,773	1,442,332	327,133	461,387	1,499,906	1,903,719	253,459	222,717	1,753,365	2,126,436	1,197,224	1,537,005	2,950,589	3,663,441
22	MEDGULF Insurance	1,054,345	1,308,174	216,918	378,869	1,271,263	1,687,043	126,498	114,554	1,397,761	1,801,597	504,558	862,281	1,902,319	2,663,878
23	SOLIDARITY-First Insurance	1,783,885	1,322,026	498,480	522,669	2,282,365	1,844,695	298,653	205,084	2,581,018	2,049,779	1,034,691	1,049,401	3,615,709	3,099,180
	<b>Total</b>	<b>23,548,844</b>	<b>27,638,997</b>	<b>6,415,216</b>	<b>7,478,400</b>	<b>29,964,060</b>	<b>35,117,397</b>	<b>3,696,226</b>	<b>3,161,036</b>	<b>33,660,286</b>	<b>38,278,433</b>	<b>14,364,965</b>	<b>16,504,019</b>	<b>48,025,251</b>	<b>54,782,452</b>

\* Source : Monthly tables ( Production & Claims) of (23) insurance companies.

\*\* The T.P.L Jordanian Vehicles Inculde T.P.L Policies issued by the Unified Bureau and T.P.L Tenders Premiums and Orange Card Policies.

\*\*\* Insurance companies revoked voluntary their Motor Insurance license:

1- AL-Nisr Al-Arabi Insurance Co. since 1/1/2012.

2- Jordan International Insurance Co.(Newton) since 14/3/2012.

## Motor Paid Up Claims for 23 Insurance Companies for the 1st Quarter of 2020 \*

### As in 31/3/2020 Compared with 31/3/2019 (JD)

NO.	Companies	Compulsory T.P.L./Jordanian Vehicles**		Compulsory T.P.L from Comprehensive		Total Jordanian Vehicles		Compulsory T.P.L Foreign Vehicles		Total Compulsory/T.P.L		Comprehensive (Own Damages)		Total Motors	
		31/3/2020	31/3/2019	31/3/2020	31/3/2019	31/3/2020	31/3/2019	31/3/2020	31/3/2019	31/3/2020	31/3/2019	31/3/2020	31/3/2019	31/3/2020	31/3/2019
1	Jordan Insurance	1,718,127	1,673,057	440,507	545,728	2,158,634	2,218,785	54,329	170,807	2,212,963	2,389,592	1,122,681	1,322,791	3,335,644	3,712,383
2	Middle East Insurance	1,509,522	1,628,870	285,109	518,811	1,794,631	2,147,681	61,302	57,995	1,855,933	2,205,676	1,011,367	1,711,843	2,867,300	3,917,519
3	National Insurance	1,823,241	1,575,606	302,174	392,707	2,125,415	1,968,313	30,981	89,372	2,156,396	2,057,685	557,213	1,189,542	2,713,609	3,247,227
4	United Insurance	1,482,279	1,695,811	334,281	351,664	1,816,560	2,047,475	134,966	76,326	1,951,526	2,123,801	399,756	672,118	2,351,282	2,795,919
5	AL Manara Insurance	679,058	903,291	112,465	142,817	791,523	1,046,108	32,618	65,110	824,141	1,111,218	252,241	369,396	1,076,382	1,480,614
6	Arabia Insurance-Jordan	1,822,523	1,738,707	465,010	469,802	2,287,533	2,208,509	55,267	74,020	2,342,800	2,282,529	916,072	1,053,118	3,258,872	3,335,647
7	Jerusalem Insurance	1,290,361	1,656,014	718,874	825,777	2,009,235	2,481,791	48,671	97,555	2,057,906	2,579,346	666,670	765,589	2,724,576	3,344,935
8	AL-Nisr Al-Arabi Insurance ***			50		50	0		5,418	50	5,418			50	5,418
9	Jordan French Insurance	1,404,892	1,882,290	278,609	307,941	1,683,501	2,190,231	87,531	92,954	1,771,032	2,283,185	567,423	776,714	2,338,455	3,059,899
10	Arab Union International Ins.	1,297,537	1,474,958	99,093	264,653	1,396,630	1,739,611	67,451	36,128	1,464,081	1,775,739	464,601	239,043	1,928,682	2,014,782
11	Delta Insurance	1,653,609	1,848,818	269,455	228,758	1,923,064	2,077,576	65,661	74,593	1,988,725	2,152,169	752,091	394,021	2,740,816	2,546,190
12	Al SAFWA Insurance	222,743	363,615	83,755	40,459	306,498	404,074	1,013	9,547	307,511	413,621	457,055	495,137	764,566	908,758
13	Holy Land Insurance	516,695	747,225	1,144,314	1,776,895	1,661,009	2,524,120	17,476	96,058	1,678,485	2,620,178	201,131	321,045	1,879,616	2,941,223
14	Arab Life & Accidents Ins.	1,483,553	1,270,616	423,308	401,009	1,906,861	1,671,625	55,126	87,247	1,961,987	1,758,872	721,983	864,647	2,683,970	2,623,519
15	Philadelphia Insurance	600,392	1,386,251	287,813	505,833	888,205	1,892,084	33,833	47,096	922,038	1,939,180	5,526	31,929	927,564	1,971,109
16	Jordan International Ins. (Newton) ***	48,045	16,357			48,045	16,357			48,045	16,357	8,196	25,648	56,241	42,005
17	Euro Arab Insurance Group	1,221,935	1,444,998	427,629	680,134	1,649,564	2,125,132	35,826	87,547	1,685,390	2,212,679	757,112	885,663	2,442,502	3,098,342
18	Islamic Insurance	1,438,765	1,873,013	189,902	232,273	1,628,667	2,105,286	97,705	68,687	1,726,372	2,173,973	331,988	403,544	2,058,360	2,577,517
19	Arab Assurers	1,105,886	1,025,464	868,736	1,063,206	1,974,622	2,088,670			1,974,622	2,088,670	610,581	1,057,750	2,585,203	3,146,420
20	Arab Jordanian Ins. Group	1,433,410	1,539,212	733,055	464,728	2,166,465	2,003,940	55,075	85,056	2,221,540	2,088,996	808,158	701,231	3,029,698	2,790,227
21	Arab Orient Insurance gig	1,508,055	1,950,374	738,831	927,782	2,246,886	2,878,156	98,968	83,448	2,345,854	2,961,604	1,732,685	1,714,428	4,078,539	4,676,032
22	MEDGULF Insurance	1,801,949	1,453,327	216,918	256,153	2,018,867	1,709,480	49,746	34,612	2,068,613	1,744,092	504,558	635,307	2,573,171	2,379,399
23	SOLIDARITY-First Insurance	1,318,083	1,883,017	476,192	443,454	1,794,275	2,326,471	96,565	82,600	1,890,840	2,409,071	1,041,425	958,209	2,932,265	3,367,280
	<b>Total</b>	<b>27,380,660</b>	<b>31,030,891</b>	<b>8,896,080</b>	<b>10,840,584</b>	<b>36,276,740</b>	<b>41,871,475</b>	<b>1,180,110</b>	<b>1,522,176</b>	<b>37,456,850</b>	<b>43,393,651</b>	<b>13,890,513</b>	<b>16,588,713</b>	<b>51,347,363</b>	<b>59,982,364</b>

\* Source: Monthly tables ( Production & Claims) of (23) insurance companies.

\*\* The T.P.L Jordanian Vehicles Inculde T.P.L claims issued by the Unified Bureau and T.P.L Tenders Claims and Orange Card Policies.

\*\*\* Insurance companies revoked voluntary their Motor Insurance license:

1- AL-Nisr Al-Arabi Insurance Co. since 1/1/2012.

2- Jordan International Insurance Co.(Newton) since 14/3/2012.